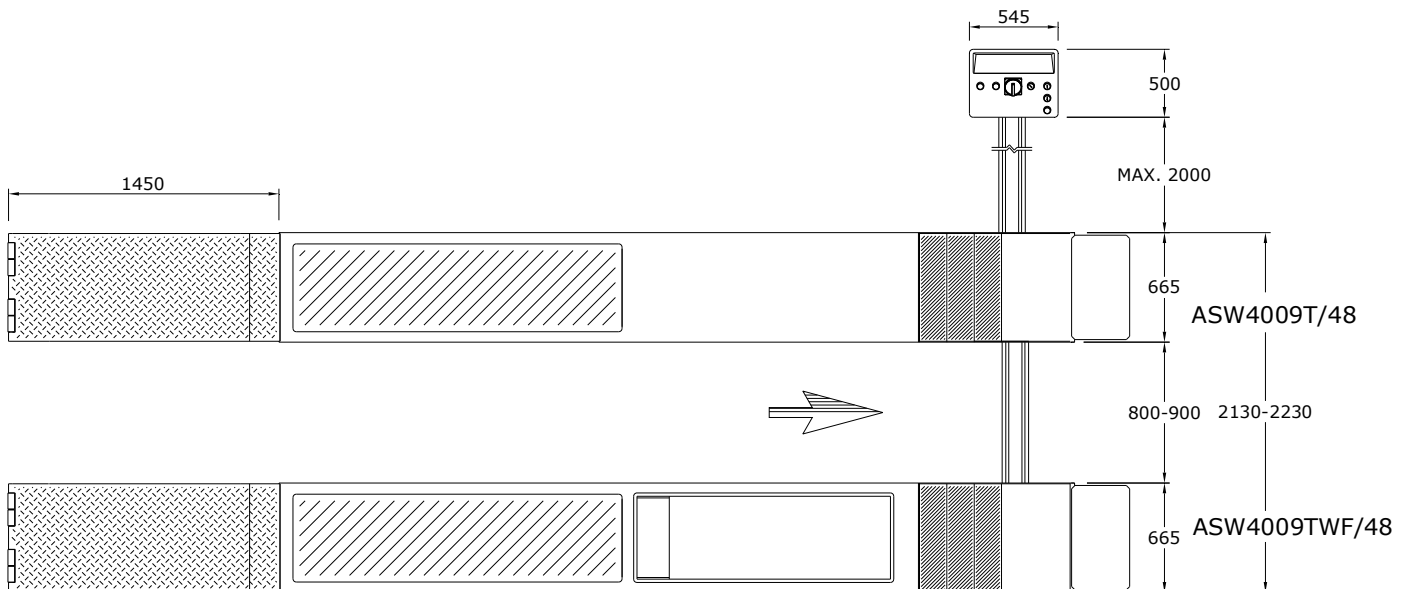
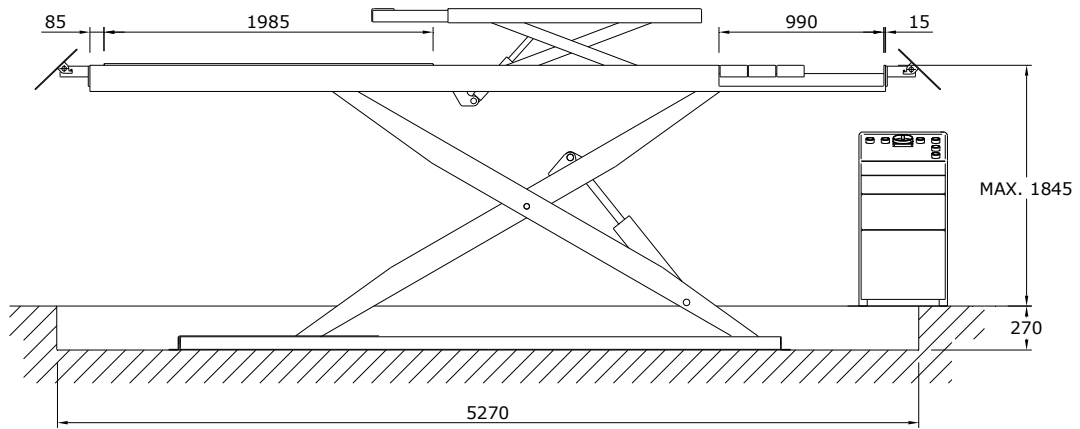
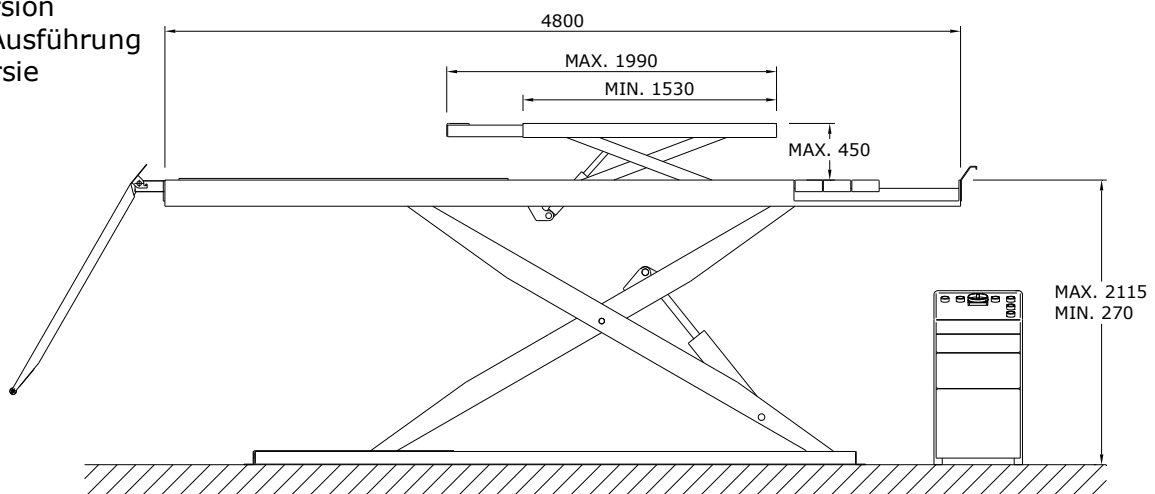





In ground version
Im Boden Ausführung
Inbouw versie



On floor version
Am Boden Ausführung
Opbouw versie

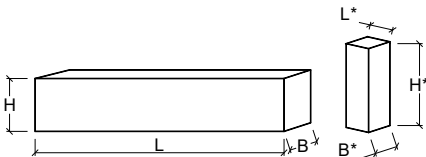




Accessories / Zubehör / Accessoires:

<p>Set (2) extra drive-on / -off ramps Satz (2) extra Auffahr / Abfahrplatte Set (2) extra op-/ afrijplaten</p>  <p>L=1450</p> <p>BA-A8/ASW4009</p>		<p>Set (4) LED lighting Satz (4) LED Beleuchtung Set (4) LED verlichting</p>  <p>BA-A6LEDT/ASS</p>
<p>Set (4) IG ramps (long) Satz (4) IG Abfahrplatte (lange) Set (4) IG op-/ afrijplaten (lang)</p>  <p>BA-A8IG/ASW4009</p>		<p>Closed build-in cassette Geschlossene Einbaukassette Gesloten inbouw cassette</p> <p>Galvanized Galvanisiert Gegalvaniseerd</p>  <p>BICCG4009/4800/280</p>

Technical specifications / Technische Spezifikationen / Technische specificaties:

			ASW4009T/48	ASW4009TWF/48
Capacity main platform	Tragfähigkeit Haupt Plattform	Hefvermogen hoofdrijbaan	4.000 kg	
Capacity lift table	Tragfähigkeit Hebe Tisch	Hefvermogen heftafel	3.500 kg	
Lifting time	Hebezeit	Heftijd	45 s	
Descent time	Absenkzeit	Daaltijd	45 s	
Noise level	Lärmpegel	Geluidsniveau	70 dB (A) / 1 m	
Working temp.	Arbeitstemp.	Werktemp.	0 °C / +45 °C	
Motor power	Motorleistung	Motorvermogen	3 kW	
Electr. Supply	Anschlußwert	Aansl. waarde	400 V / 50 Hz / 3 Ph	
Color	Farbe	Kleur	RAL 5015	
Working envir.	Arbeitsumgeb.	Werkomgeving	Indoor/Dringen/Binnen	

<p>Packing/Verpackung/Verpakking:</p>  <p>L x B x H = 4900 x 700 x 780 L* x B* x H* = 550 x 490 x 1190</p>  <p>2310 kg</p>	<p>Container transport:</p>  <p>20 ft. = 9 pieces/Stück/stuks</p>
---	---